



Welcome to the new HIC application! Although all existing data has been migrated, the system now runs in a new environment and uses a new authentication process. Because of this, you will need to create a new account in the updated application.

If you use the same email address associated with your previous account, we will automatically load all businesses linked to that email. If you choose to use a different email address, you will need to contact HIC to update your record so your business can be associated with the new email. This prevents unauthorized individuals from taking control of your business registration. To complete the update, HIC will ask a few questions to verify your identity.


Please use the following instructions to create your account. You can either click the **SIGN IN/SIGN UP** button to create an account with an email address or if you are already using a GMAIL account, you can click the **Sign in with Google** button.

Account

To register on the new HIC site, you can click on the green "Sign In/Sign Up" button below. **The FIRST time you come to the screen you will need to create an account in the new system. You need to click on the "No account? Create one" link under the email box and follow the steps to create an account using the email that you used to logon to the previous HIC system.**

If you used a Gmail account, you can click on the "Sign In with Google" button below. This will allow you to enter your Gmail account and password and not create an additional password to remember. After you logon, you should see a listing of the businesses associated to your email address. If no businesses display, please contact the HIC staff at the resources located in the Questions block below.

 **SIGN IN/SIGN UP**

 Sign in with Google

If you chose the **SIGN IN/SIGN UP** button, you will see the following screen. If this is your first time accessing the site, click on the **No account? Create one** link.

PENNSYLVANIA RESIDENTS - ATTORNEY GENERAL

Sign in

Sign in to access Pennsylvania Residents - Attorney General

Email address

[No account? Create one](#)

Next

Enter the email address you would like to use (preferably the one already associated to your business) and click **Next**.

PENNSYLVANIA RESIDENTS - ATTORNEY GENERAL

Create account

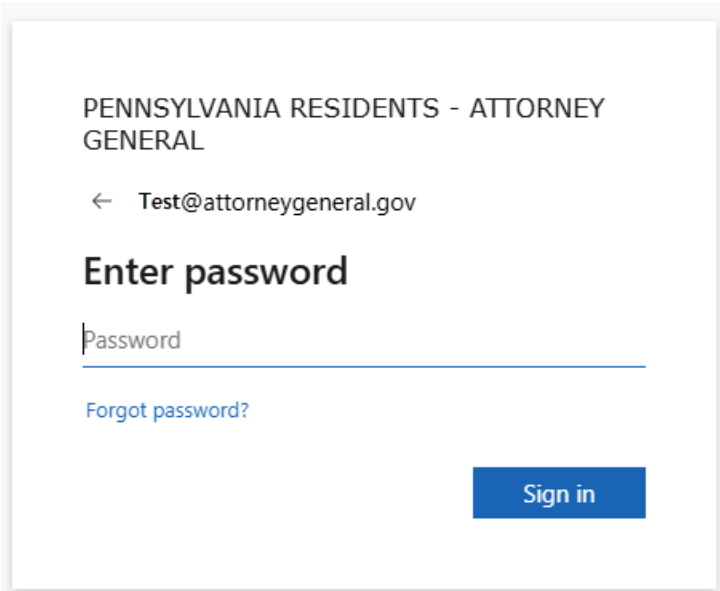
Sign up to access Pennsylvania Residents - Attorney General

Email

[Have an account? Sign in instead](#)

Back Next

Enter the password that you would like to use with your account and click the **Sign in** button.



PENNSYLVANIA RESIDENTS - ATTORNEY GENERAL

← Test@attorneygeneral.gov

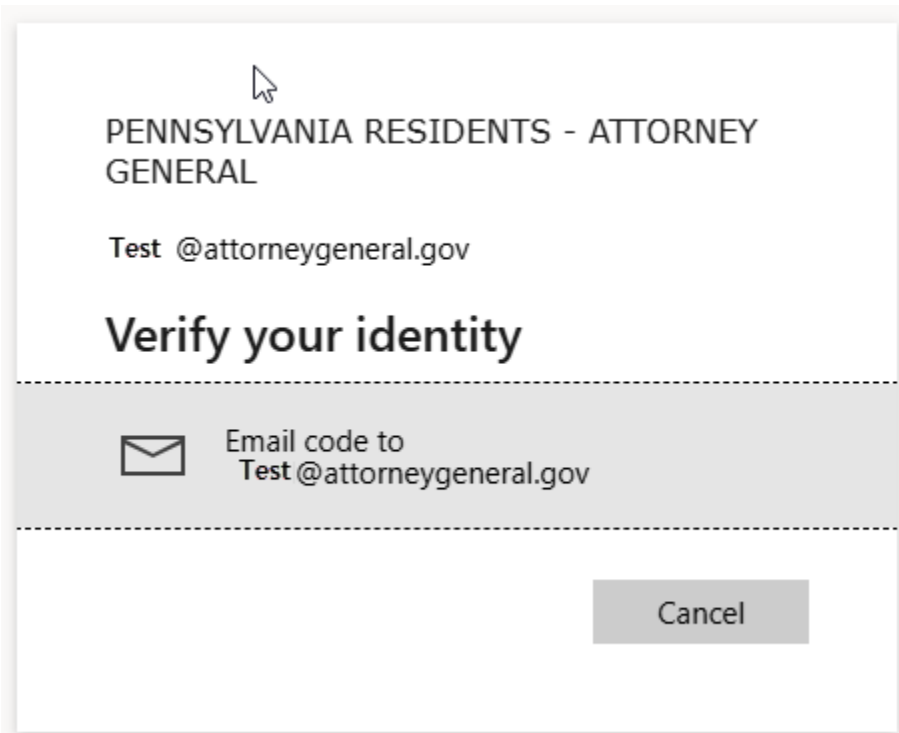
Enter password

Password

[Forgot password?](#)

Sign in


If later you forget your password, you can click the **Forgot Password?** link to be taken to the below screen to have a link emailed to you to reset your password.



PENNSYLVANIA RESIDENTS - ATTORNEY GENERAL

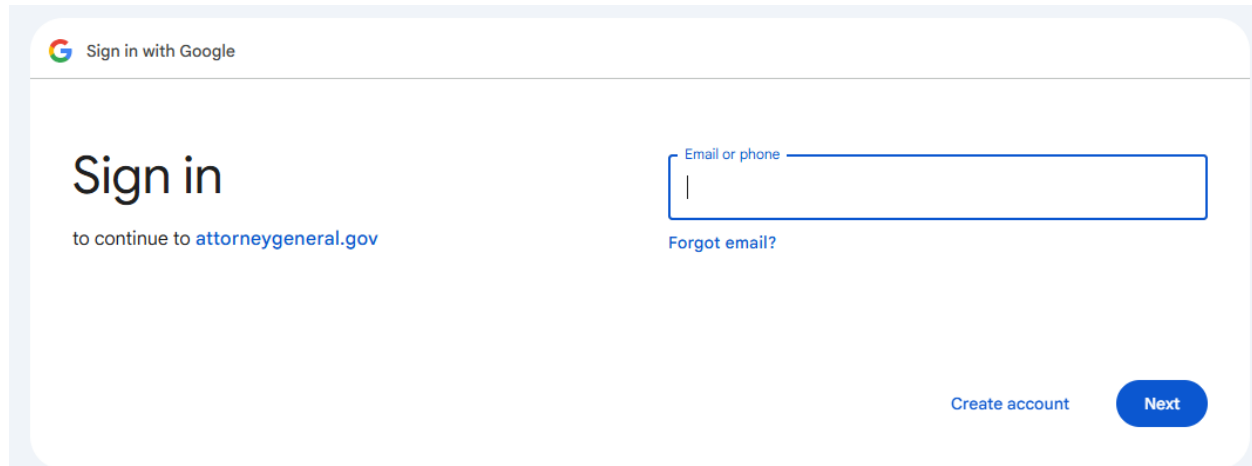
Test @attorneygeneral.gov

Verify your identity

 Email code to
Test@attorneygeneral.gov

Cancel

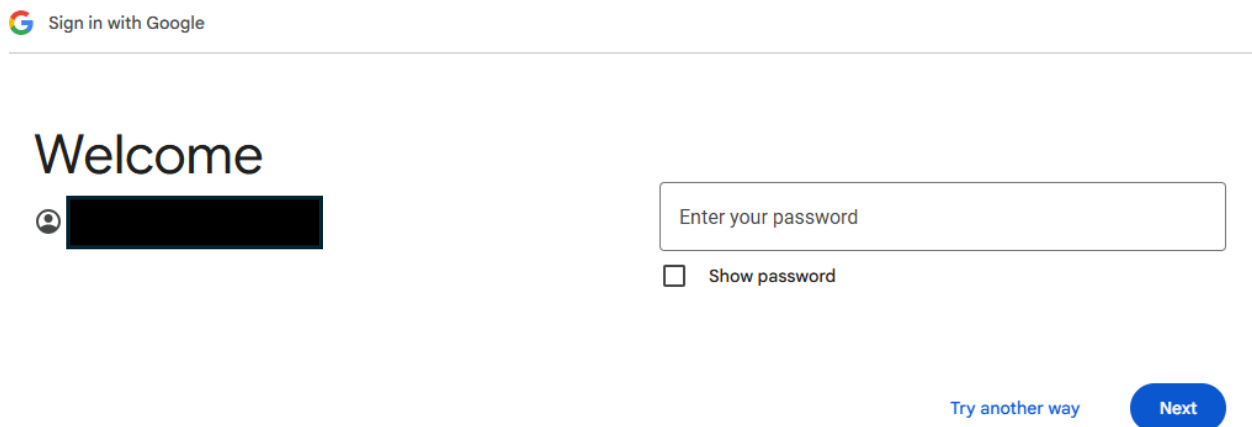
Alternatively, if you click the **Sign In with Google** button you will be taken to this screen.



The image shows a sign-in screen for attorneygeneral.gov. At the top left, there is a 'Sign in with Google' logo. The main heading is 'Sign in' with the subtext 'to continue to attorneygeneral.gov'. On the right, there is a text input field labeled 'Email or phone' with a vertical cursor. Below the input field is a link for 'Forgot email?'. At the bottom right, there are two buttons: 'Create account' and a blue 'Next' button.

Enter your **GMAIL** email address associated to your business and click **Next**.

Enter your password associated to your existing google account on the screen below and click **Next**.







The image shows a password entry screen. At the top left, there is a 'Sign in with Google' logo. The main heading is 'Welcome' followed by a profile picture icon and a blacked-out name. On the right, there is a text input field labeled 'Enter your password'. Below the input field is a checkbox labeled 'Show password'. At the bottom right, there are two buttons: 'Try another way' and a blue 'Next' button.

You will see a screen stating 2 step verification if using an existing google account. Follow the instructions to verify your account. Once your account has been verified you will see the screen below.

Sign in to attorneygeneral.gov



Google will allow attorneygeneral.gov to access this info about you

-  
Name and profile picture
-  
Email address

Review attorneygeneral.gov's Privacy Policy and Terms of Service to understand how attorneygeneral.gov will process and protect your data.

To make changes at any time, go to your [Google Account](#).

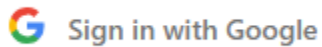
Learn more about [Sign in with Google](#).

Cancel

Continue

Click **Continue** button.

If you receive an error message go back to the site hic.attorneygeneral.gov and click



The next screen that displays should be the Business Registrations screen where you are able to see the businesses associated with your email account in a table.

If your businesses do not display, then contact HIC to associate your email address to your business. Do not click the Register New button unless you want to create a totally new business.

Thank you for your patience as we roll out a new system!